

FEEDBACK REPORT 2023-2024

Student Feedback Form

Table 1 The curriculum and syllabus content were appropriate for your placement and/or higher education.

	Frequency	Percent
Strongly Agree	88	12.9
Agree	453	66.6
No Opinion	87	12.8
Disagree	44	6.5
Strongly Disagree	8	1.2
Total	680	100.0

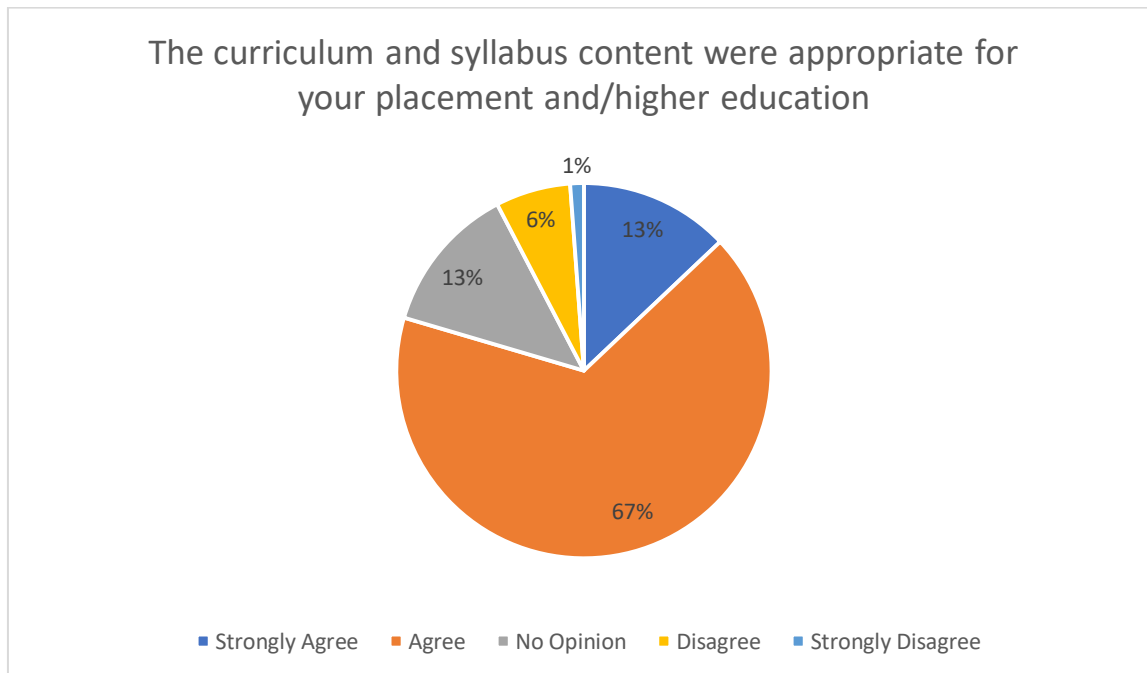


Figure 1: The curriculum and syllabus content were appropriate for your placement and/or higher education.

Table 2 Syllabus is suitable to the course and it is need based

	Frequency	Percent
Strongly Agree	115	16.9
Agree	477	70.1
No Opinion	60	8.8
Disagree	24	3.5
Strongly Disagree	4	.6
Total	680	100.0

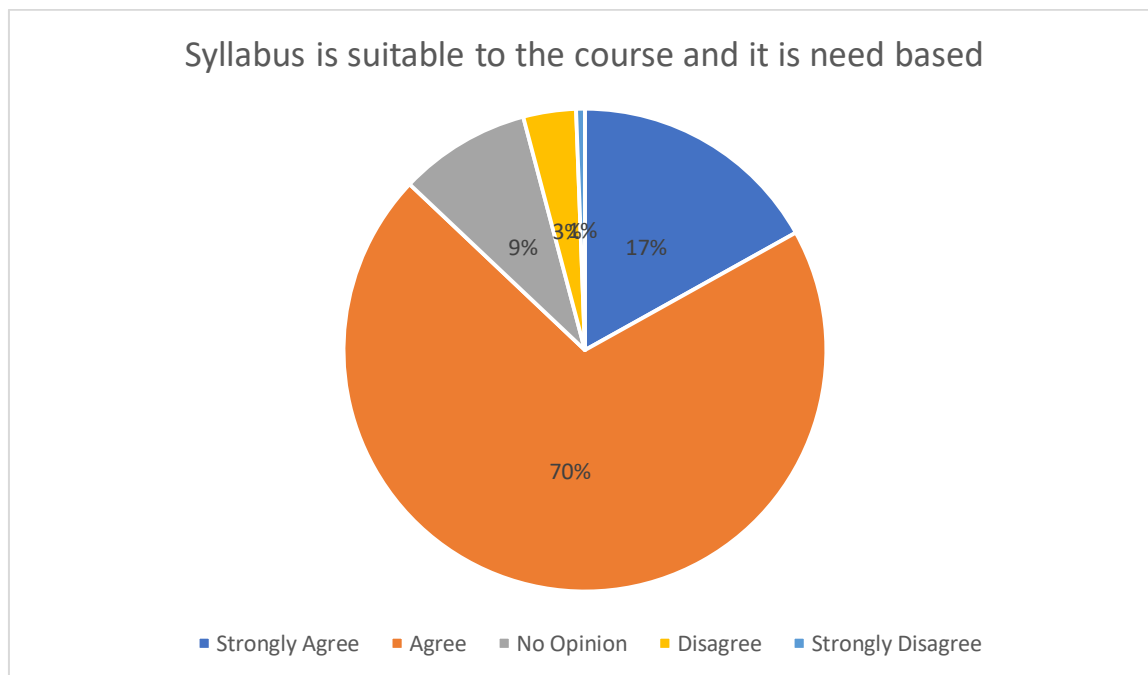


Figure 2: Syllabus is suitable to the course and it is need based

Table 3 The College provides adequate facilities for projects and research

	Frequency	Percent
Strongly Agree	65	9.6
Agree	404	59.4
No Opinion	162	23.8
Disagree	42	6.2
Strongly Disagree	7	1.0
Total	680	100.0

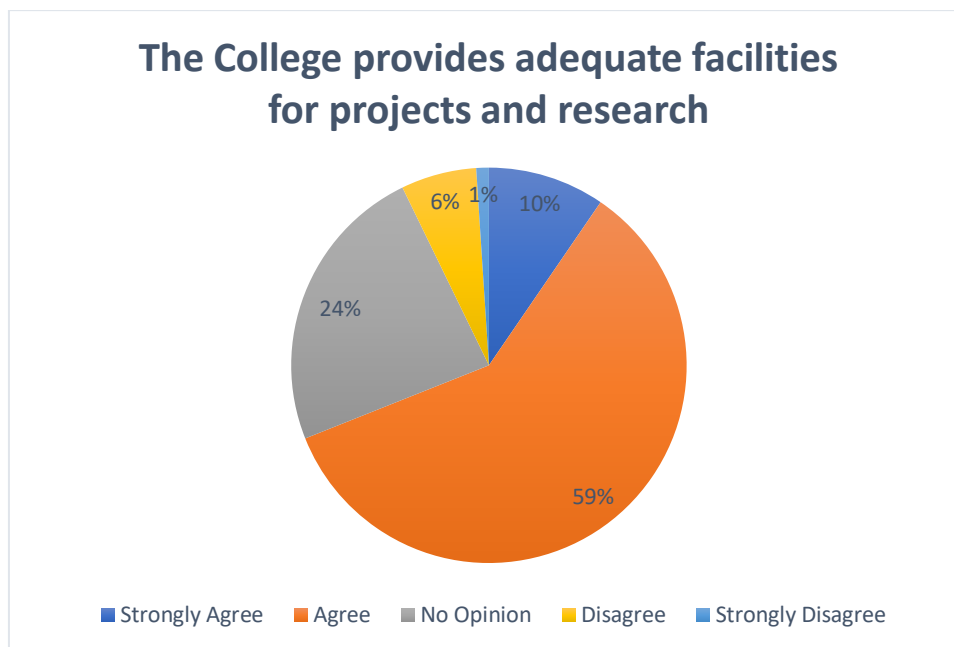


Figure 3: The College provides adequate facilities for projects and research

Table 4 Curriculum enables to get relevant knowledge and employment

	Frequency	Percent
Strongly Agree	79	11.6
Agree	430	63.2
No Opinion	124	18.2
Disagree	39	5.7
Strongly Disagree	8	1.2
Total	680	100.0

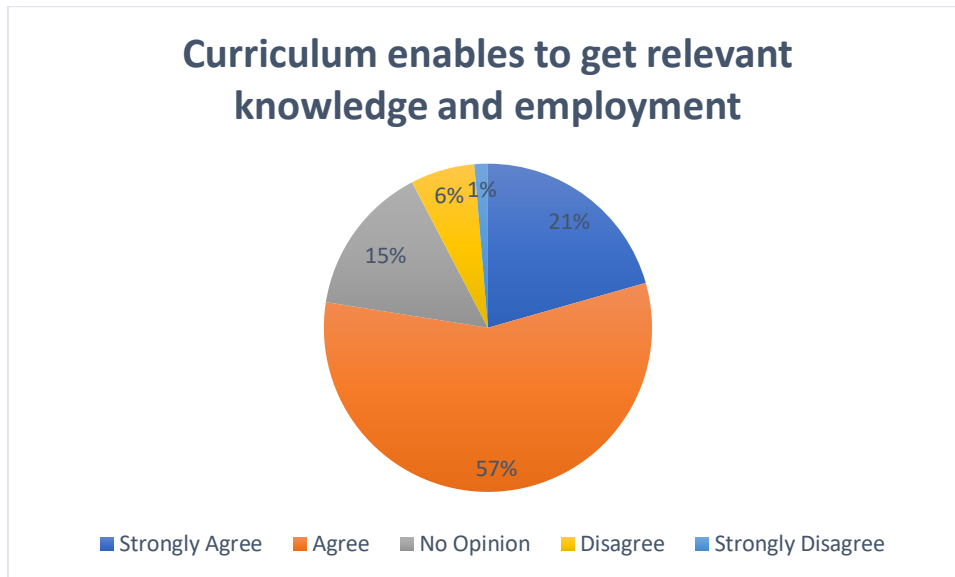


Figure 4 Curriculum enables to get relevant knowledge and employment

Table 5 Curriculum facilitates you in cognitive, social and emotional growth

	Frequency	Percent
Strongly Agree	85	12.5
Agree	428	62.9
No Opinion	125	18.4
Disagree	32	4.7
Strongly Disagree	10	1.5
Total	680	100

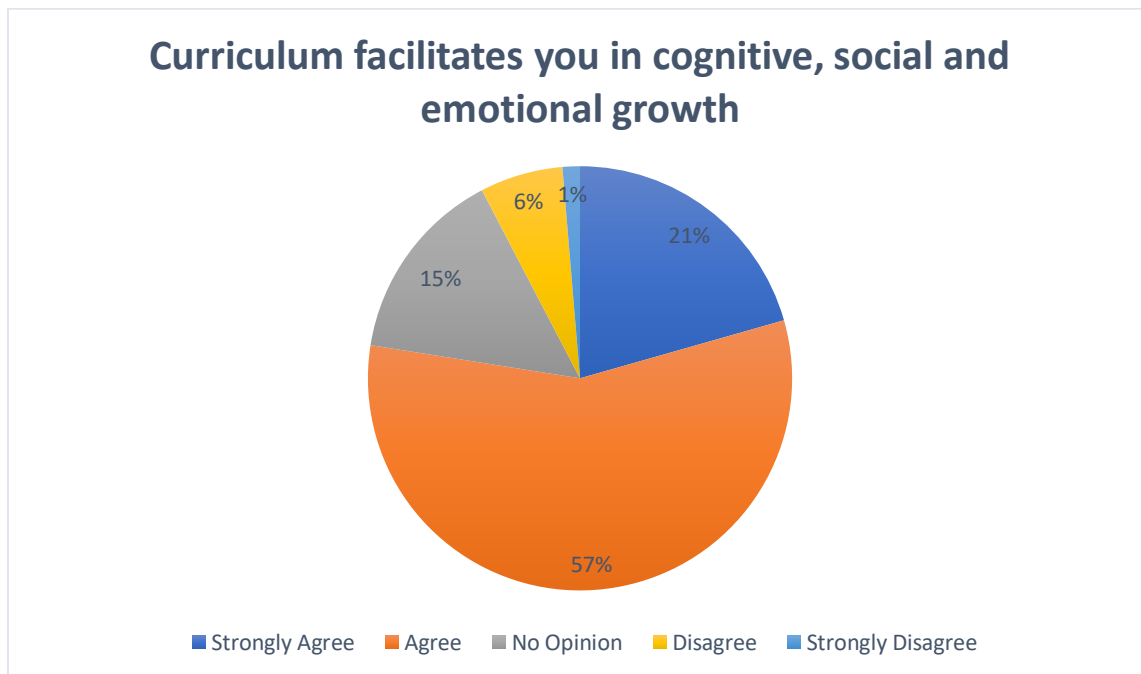


Figure 5 Curriculum facilitates you in cognitive, social and emotional growth

Table 6 The curriculum helps in improving the quality of the teaching-learning process

	Frequency	Percent
Strongly Agree	109	16.0
Agree	453	66.6
No Opinion	84	12.4
Disagree	27	4.0
Strongly Disagree	7	1.0
Total	680	100

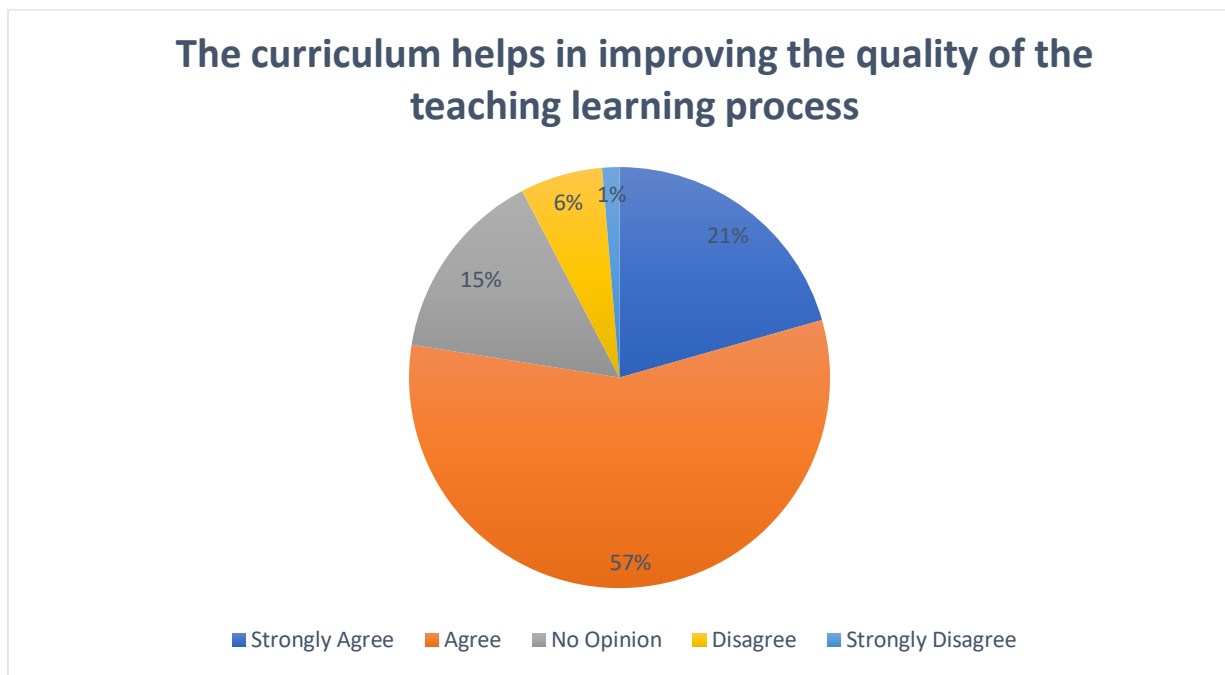


Figure 6 The curriculum helps in improving the quality of the teaching learning process

Table 7 The curriculum inculcates soft skills, life skills and employability skills to make you ready for the world of work.

	Frequency	Percent
Strongly Agree	85	12.5
Agree	353	51.9
No Opinion	145	21.3
Disagree	78	11.5
Strongly Disagree	19	2.8
Total	680	100.0

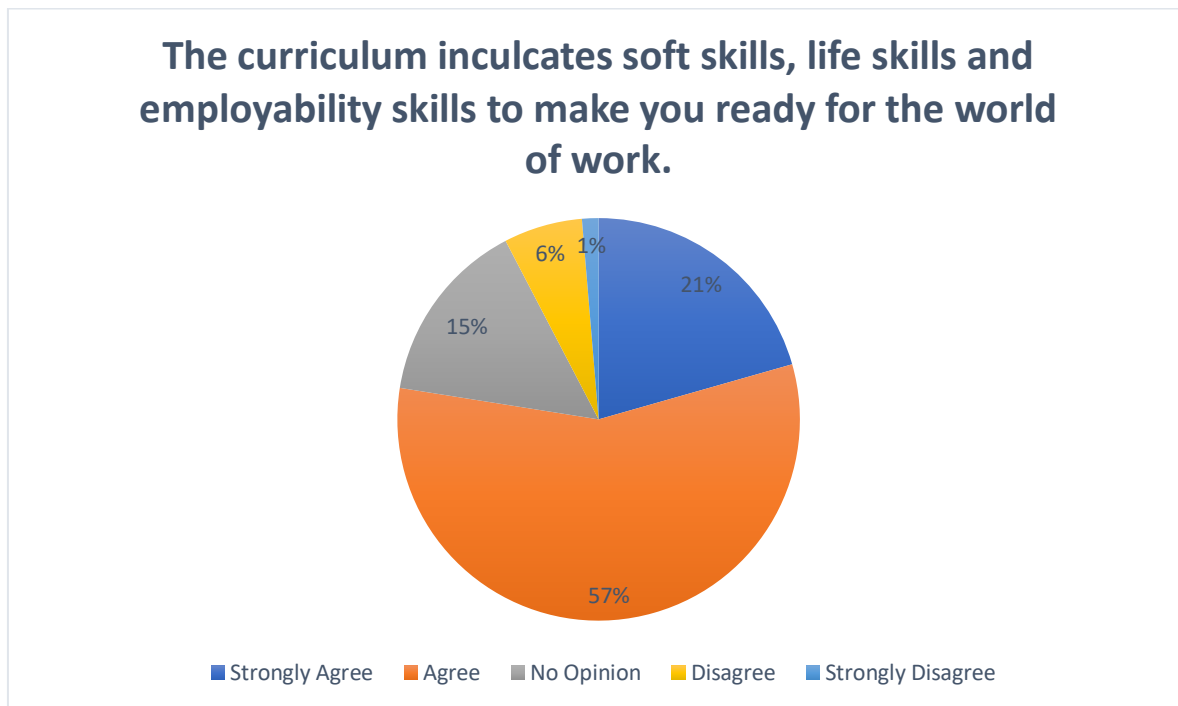


Figure 7 The curriculum inculcates soft skills, life skills and employability skills to make you ready for the world of work.

Table 8 Sufficient number of co-curricular activities were arranged during your study period

	Frequency	Percent
Strongly Agree	66	9.7
Agree	388	57.1
No Opinion	137	20.1
Disagree	75	11.0
Strongly Disagree	14	2.1
Total	680	100.0

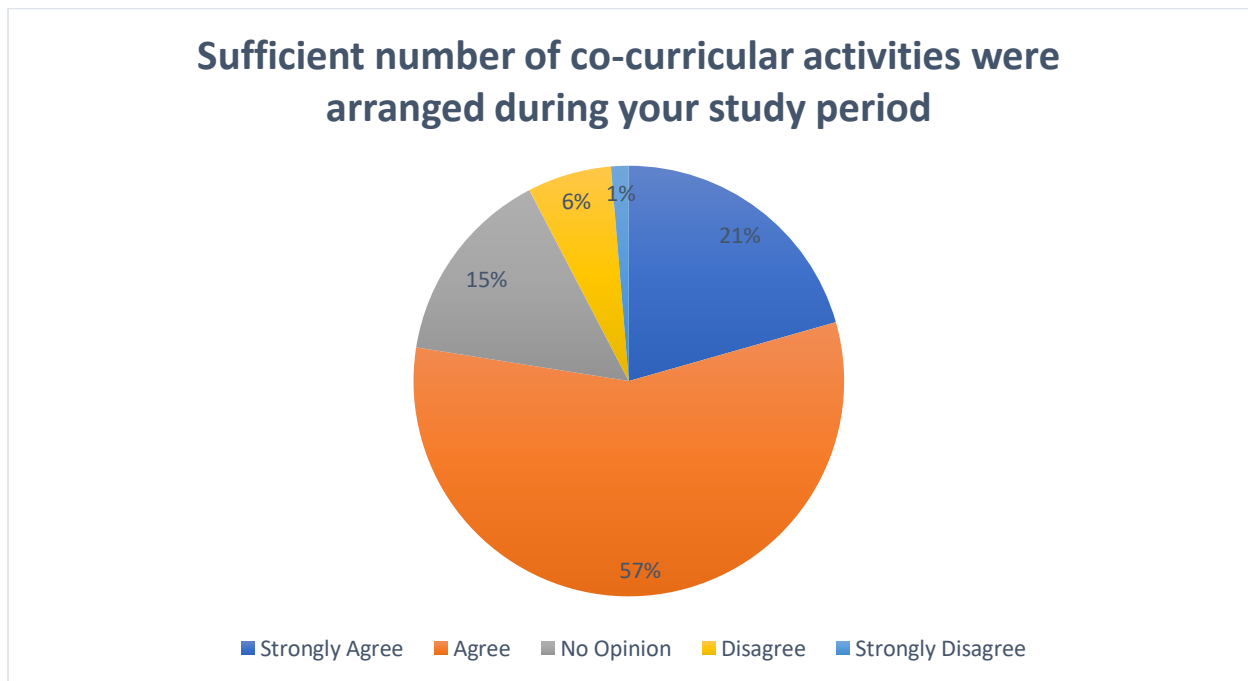


Figure 8 Sufficient number of co-curricular activities were arranged during your study period

Table 9 The teachers identify your strengths and encourage you by providing right level of challenges

	Frequency	Percent
Strongly Agree	141	20.7
Agree	388	57.1
No Opinion	97	14.3
Disagree	44	6.5
Strongly Disagree	10	1.5
Total	680	100.0

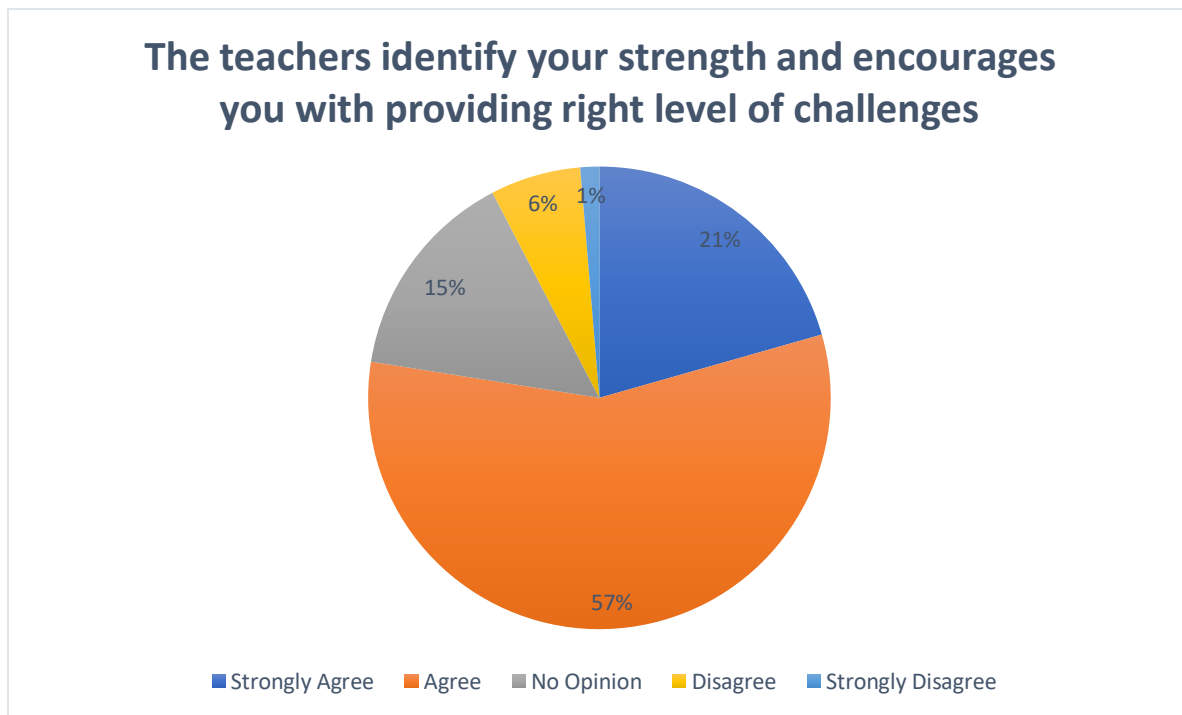


Figure 9 The teachers identify your strength and encourages you with providing right level of challenges

Table 10 College provides an opportunity for the students for class room learning (invited lectures, seminars workshops, value-added programmes, conferences, competitions etc.

Agreement Level	Frequency	Percent
Strongly Agree	140	20.6
Agree	387	56.9
No Opinion	101	14.9
Disagree	43	6.3
Strongly Disagree	9	1.3
Total	680	100.0

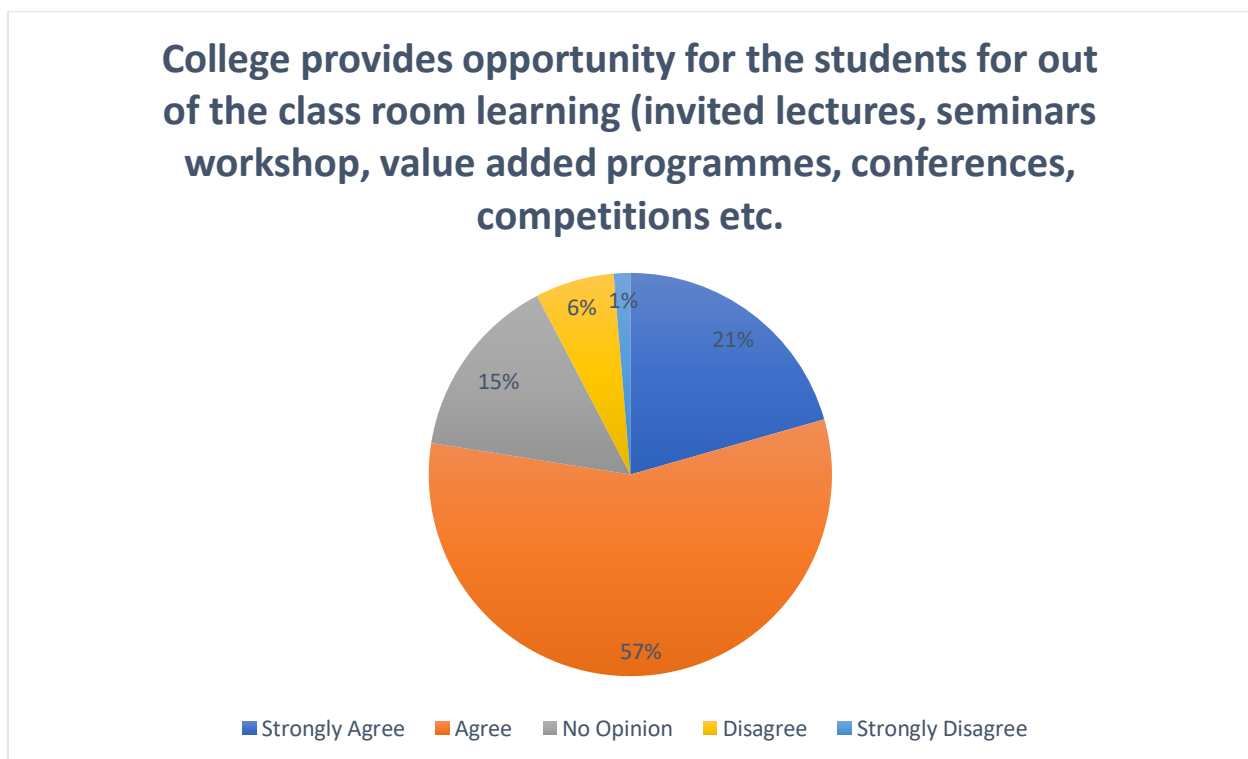


Figure 10 College provides opportunity for the students for out of the class room learning (invited lectures, seminars workshop, value added programmes, conferences, competitions etc.

Report

A feedback questionnaire was provided by the institution to assess the feedback from the students. A set of 10 questions were passed on to the students of the different streams. The overall analysis shows that the students agreed that the curricular and co-curricular activities provided by the college help in their holistic development. There were no significant disagreements in the statements provided in the feedback forms. The inclusion of case studies, project works, and group discussions were some of the suggestions provided by the students to improve their classroom experience. Internship opportunities and industrial visits were some suggestions that the students had to increase their competence among other students in the outside world.

FEEDBACK REPORT 2023-2024

Alumni Feedback

Table 1. The Course is relevant to the present job

Agreement Level	Frequency	Percent
Strongly Agree	83	41.5
Agree	82	41.0
No Opinion	17	8.5
Disagree	14	7.0
Strongly Disagree	4	2.0
Total	200	100.0

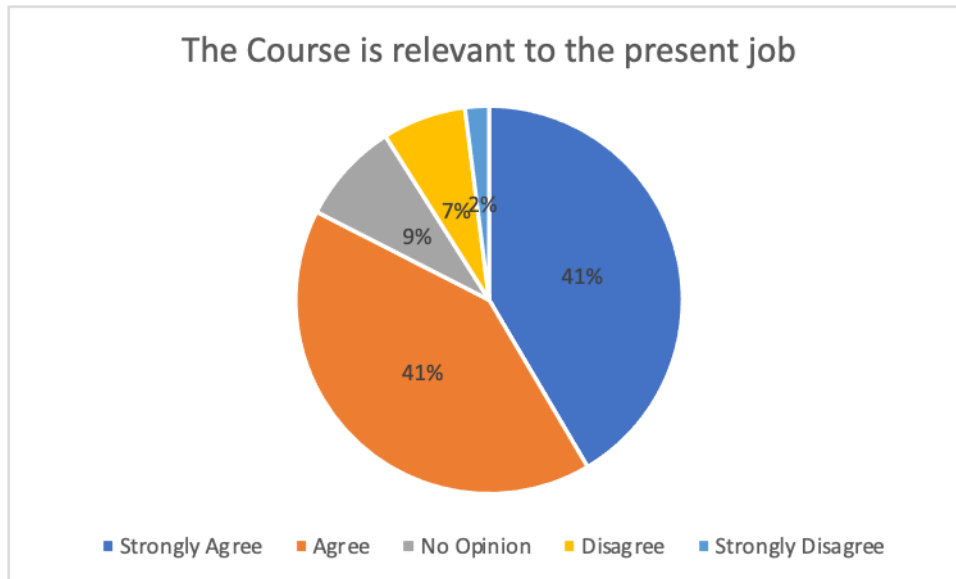


Figure 1 : The course is relevant to the job

Table 2 : The curriculum builds ability to solve workplace problems

Agreement Level	Frequency	Percent
Strongly Agree	50	25.0
Agree	104	52.0
Neutral	31	15.5
Disagree	13	6.5
Strongly Disagree	2	1.0
Total	200	100.0

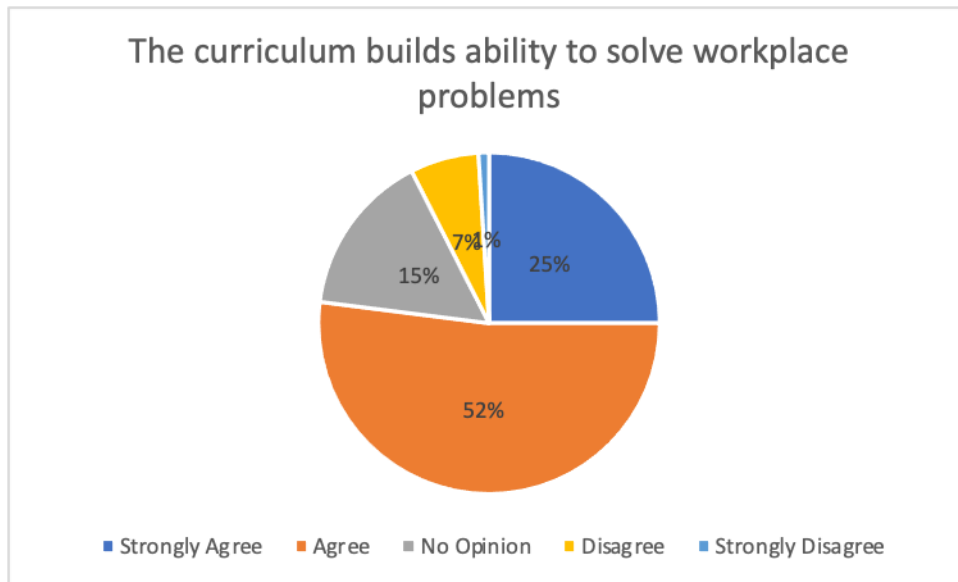


Figure 2 : The curriculum builds ability to solve workplace problems

Table 3: The College provides adequate facilities for projects and research

Agreement Level	Frequency	Percent
Strongly Agree	39	19.5
Agree	100	50.0
Neutral	47	23.5
Disagree	11	5.5
Strongly Disagree	3	1.5
Total	200	100.0

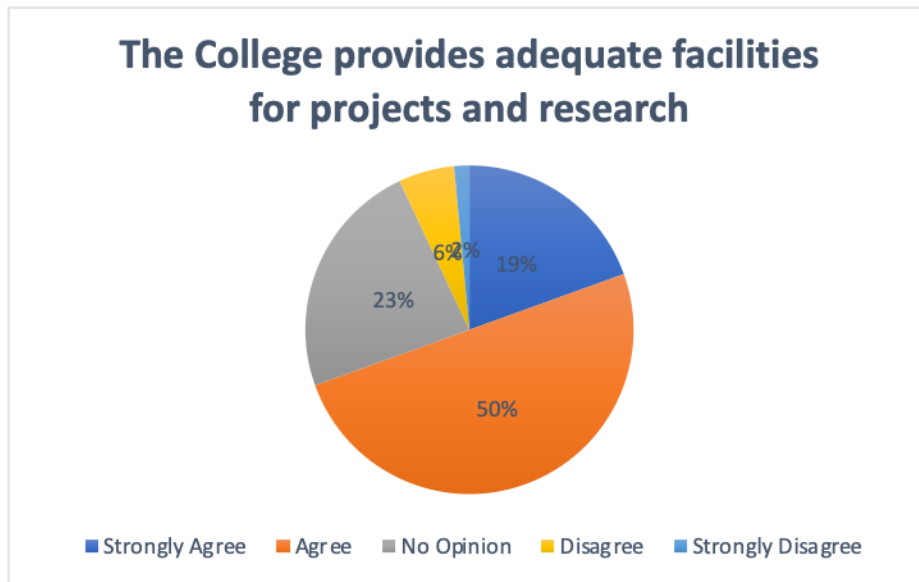


Figure 3: The College provides adequate facilities for projects and research

Table 4 The curriculum accommodates courses with experimental learning

Agreement Level	Frequency	Percent
Strongly agree	53	26.5
Agree	111	55.5
Neutral	28	14.0
Disagree	6	3.0
Strongly disagree	2	1.0
Total	200	100

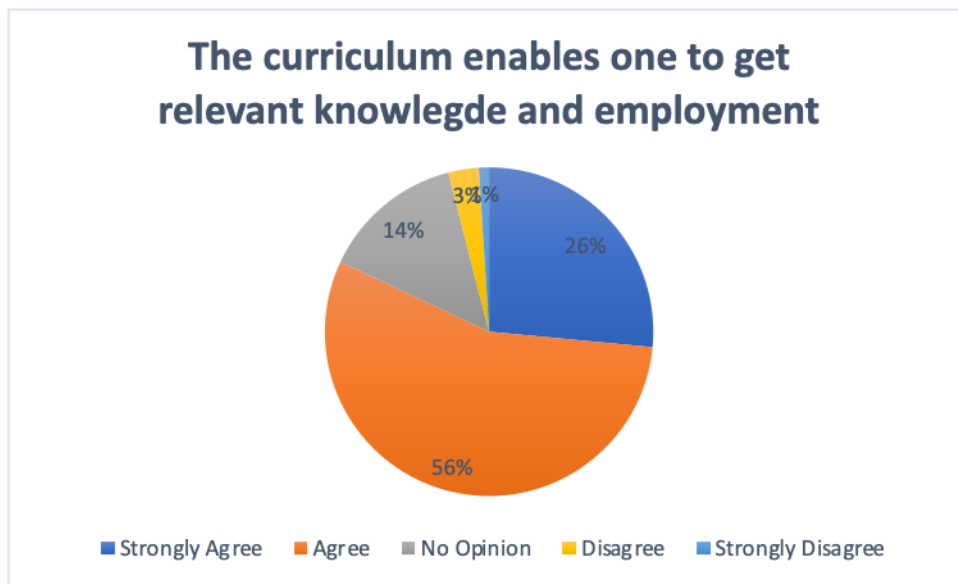


Figure 4 : The curriculum accommodates courses with experimental learning

Table 5 : The curriculum accommodates courses with experimental learning

Agreement Level	Frequency	Percent
Strongly agree	33	16.5
Agree	115	57.5
Neutral	37	18.5
Disagree	14	7.0
Strongly disagree	1	.5
Total	200	100.0

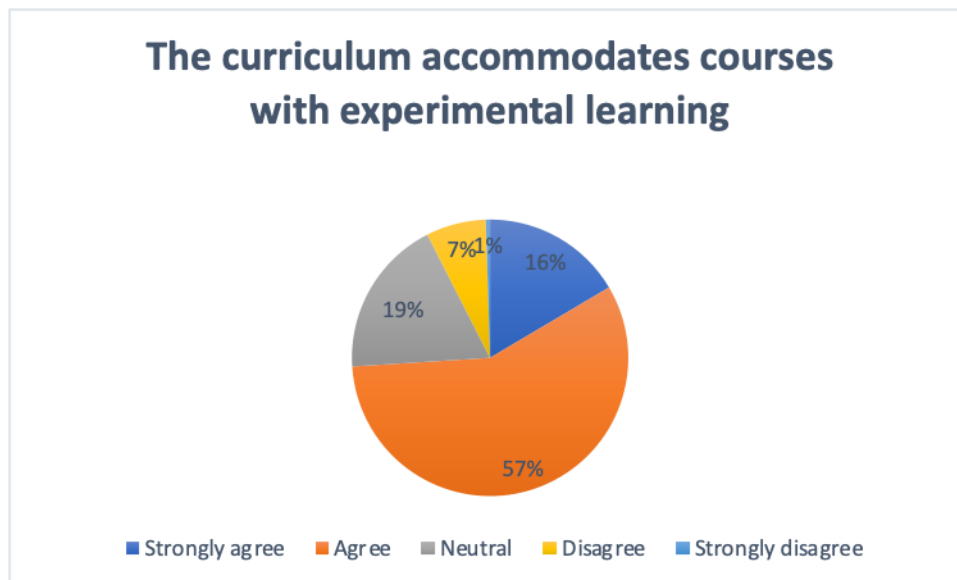


Figure 5 : The curriculum accommodates courses with experimental learning

Table 6 The learning ambience is good

Agreement Level	Frequency	Percent
Strongly agree	66	33.0
Agree	112	56.0
Neutral	17	8.5
Disagree	5	2.5
Total	200	100.0

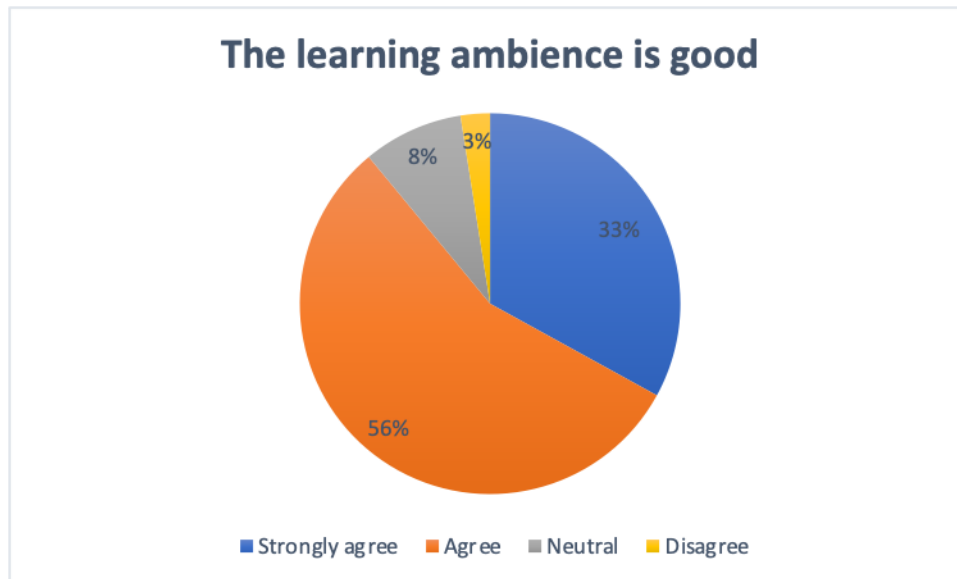


Figure 6 The learning ambience is good

Table 7 The institution/ faculty helped in placement and higher education

Agreement Level	Frequency	Percent
Strongly agree	34	17.0
Agree	79	39.5
Neutral	55	27.5
Disagree	25	12.5
Strongly disagree	7	3.5
Total	200	100.0

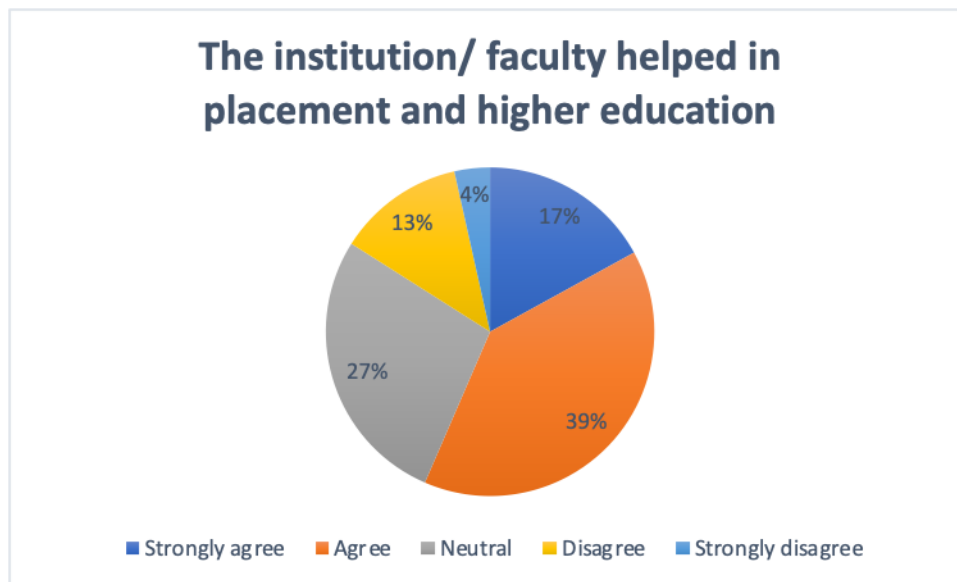


Figure 7 The institution/ faculty helped in placement and higher education

Table 8 The institution offers sufficient scholarships to deserving students

Agreement Level	Frequency	Percent
Strongly agree	37	18.5
Agree	92	46.0
Neutral	55	27.5
Disagree	12	6.0
Strongly Disagree	4	2.0
Total	200	100.0

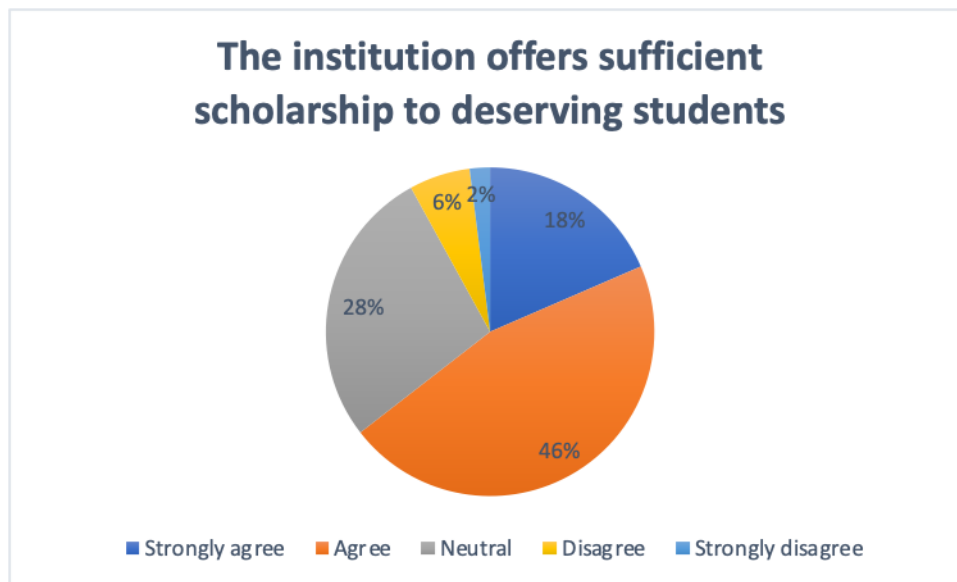


Figure 8 The institution offers sufficient scholarship to deserving students

Table 9 Sufficient number of co-curricular activities were arranged during the study period

Agreement Level	Frequency	Percent
Strongly agree	47	23.5
Agree	102	51.0
Neutral	34	17.0
Disagree	14	7.0
Strongly Disagree	3	1.5
Total	200	100.0

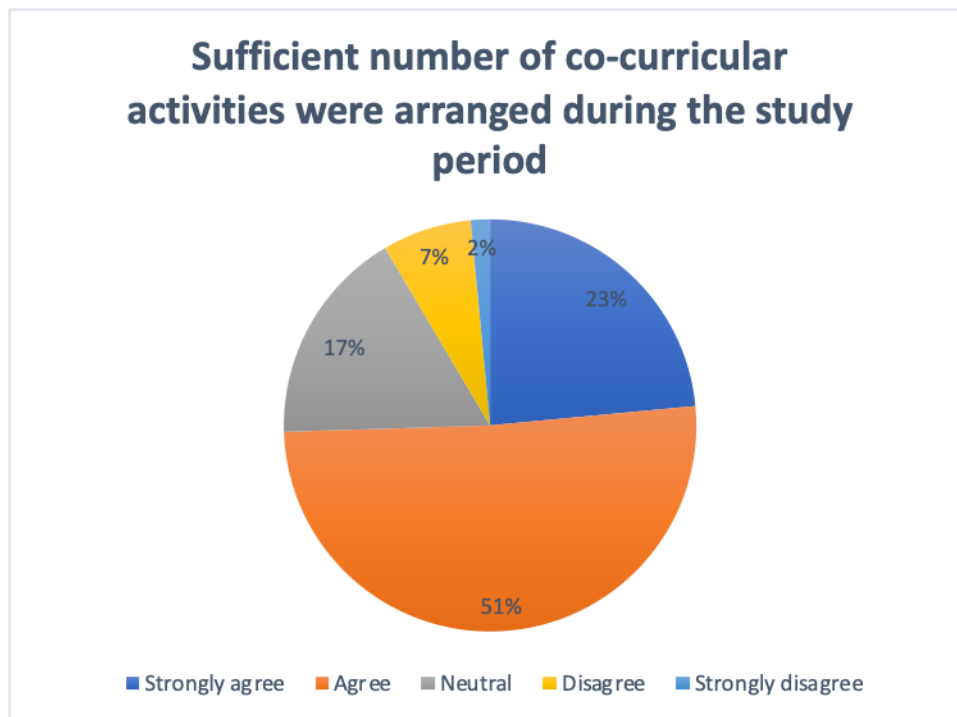


Figure 9 Sufficient number of co-curricular activities were arranged during the study period

Table 10 The curriculum and syllabus content are appropriate for placement and higher education

Agreement level	Frequency	Percent
Strongly agree	45	22.5
Agree	102	51.0
Neutral	39	19.5
Disagree	12	6.0
Strongly disagree	2	1.0
Total	200	100.0

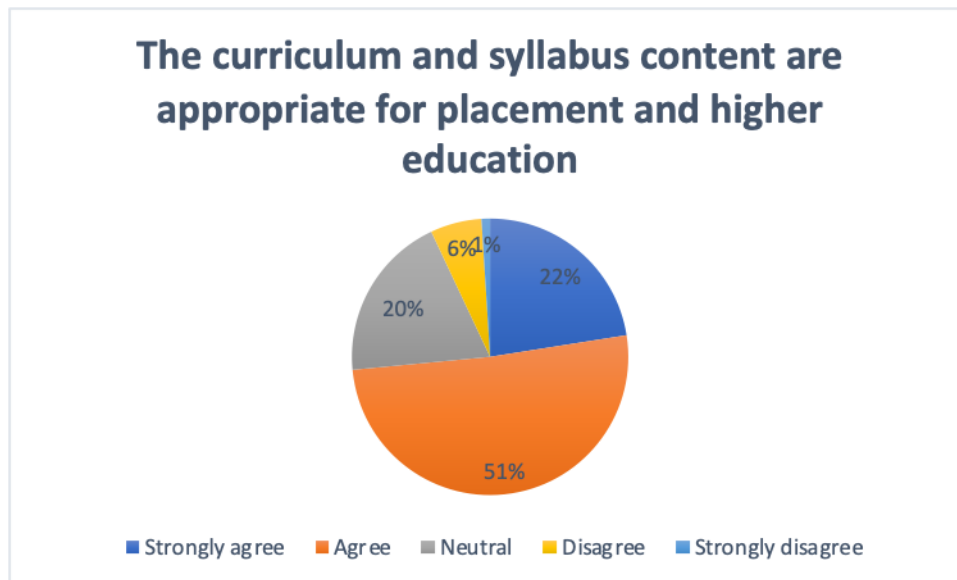


Figure 10 The curriculum and syllabus content are appropriate for placement and higher education

Report

A feedback form was provided to the alumni of the college to evaluate their experience from the college. A set of 10 questions on measuring the syllabus, learning outcomes, etc were asked. 200 responses were received from the respondents. The alumni shared a positive agreement level towards almost all the statements. They strongly agreed that the curriculum was sufficient and the facilities and ambiance provided by the college were remarkable. Some suggestions were also given by the alumni. Providing practical sessions was one such suggestion. The alumni also commented on the friendliness of the teachers. The successful career of the alumni was attributed to the college. The requirement of more placement cells and the adaption of the learning course to the needs of the present industry were also a few suggestions provided by the alumni.

FEEDBACK REPORT 2023-24

Feedback of teachers

Table 1 : Curriculum and syllabus are need based

Agreement Level	Frequency	Percentage
Strongly agree	7	13.7
Agree	39	76.5
Neutral	4	7.8
Disagree	1	2.0
Total	51	100.0

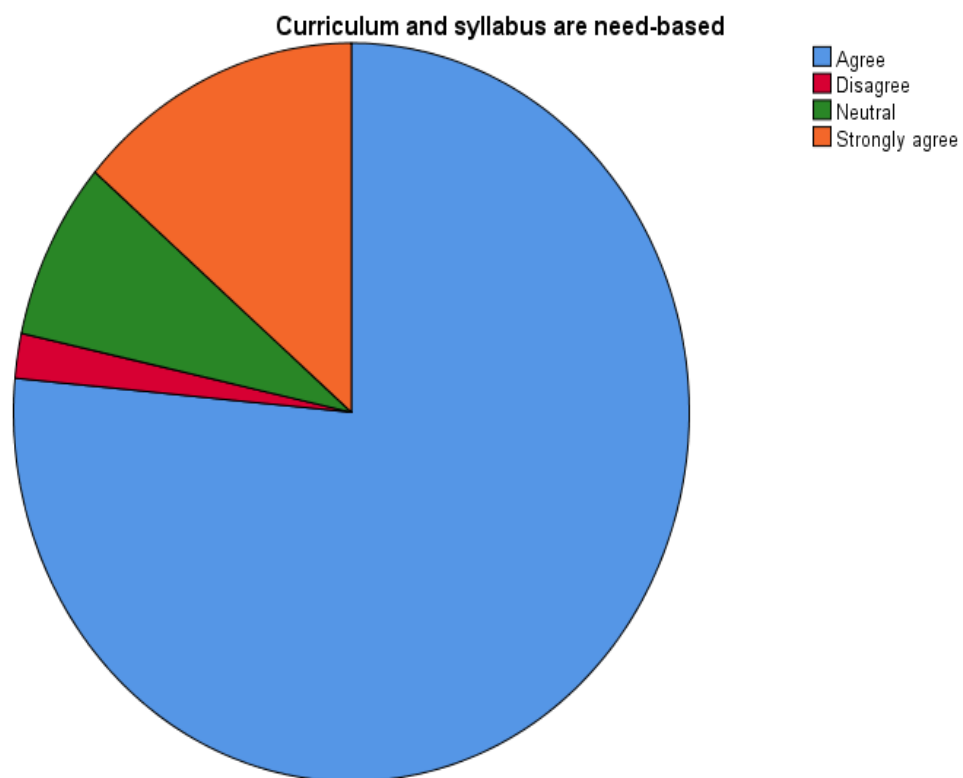


Figure 1 : Curriculum and syllabus are need based

Table 2 : The course outcomes are well d-fined and clear

Agreement Level	Frequency	Percentage
Strongly agree	8	15.7
Neutral	8	15.7
Strongly disagree	1	2.0
Total	51	100.0

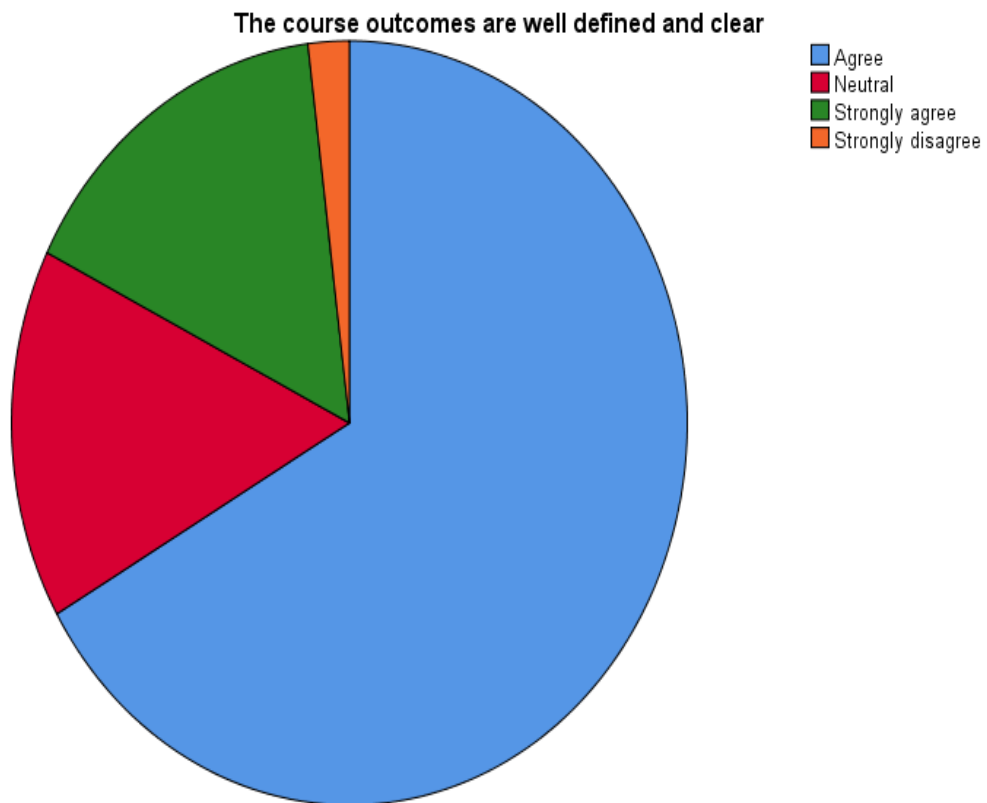


Figure 2 : The course outcomes are well defined and clear

Table 3 : Sufficient number of relevant reading materials and digital resources are available in the library

Agreement Level	Frequency	Percentage
Strongly agree	8	15.7
Agree	26	51.0
Neutral	10	19.6
Disagree	6	11.8
Strongly disagree	1	2.0
Total	51	100.0

Sufficient number of relevant reading material and digital resources is available in the library

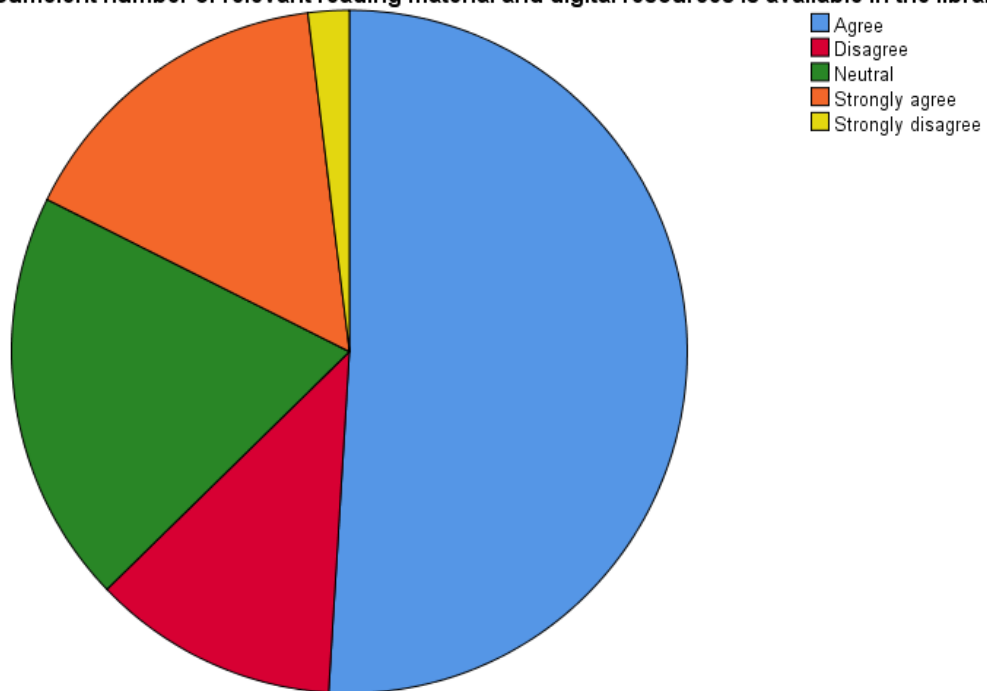


Figure 3 : Sufficient number of relevant reading material and digital resources is available in the library

Table 4 The course has a good balance between theory and application.

Agreement Level	Frequency	Percentage
Strongly agree	3	5.9
Agree	35	68.6
Neutral	12	23.5
Disagree	1	2.0
Total	51	100.0

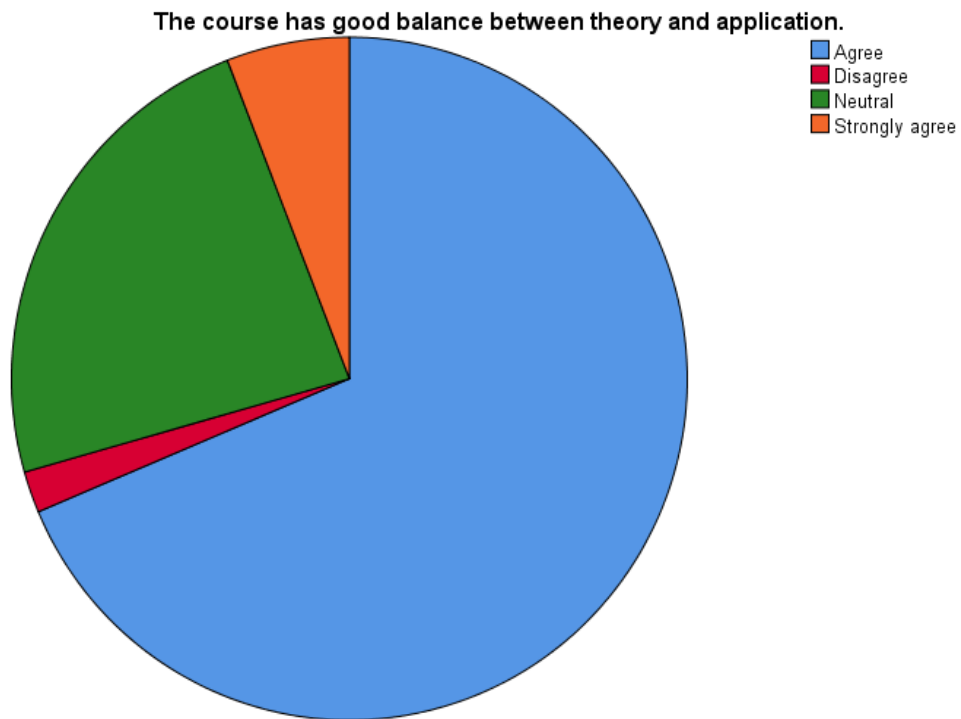


Figure 4 : The course has good balance between theory and application

Table 5 :The course syllabus of this course increased my knowledge and perspective in the

subject area.

Agreement Level	Frequency	Percentage
Strongly agree	8	15.7
Agree	37	72.5
Neutral	5	9.8
Strongly disagree	1	2.0
Total	51	100.0

The course syllabus of this course increased my knowledge and perspective in the subject area.

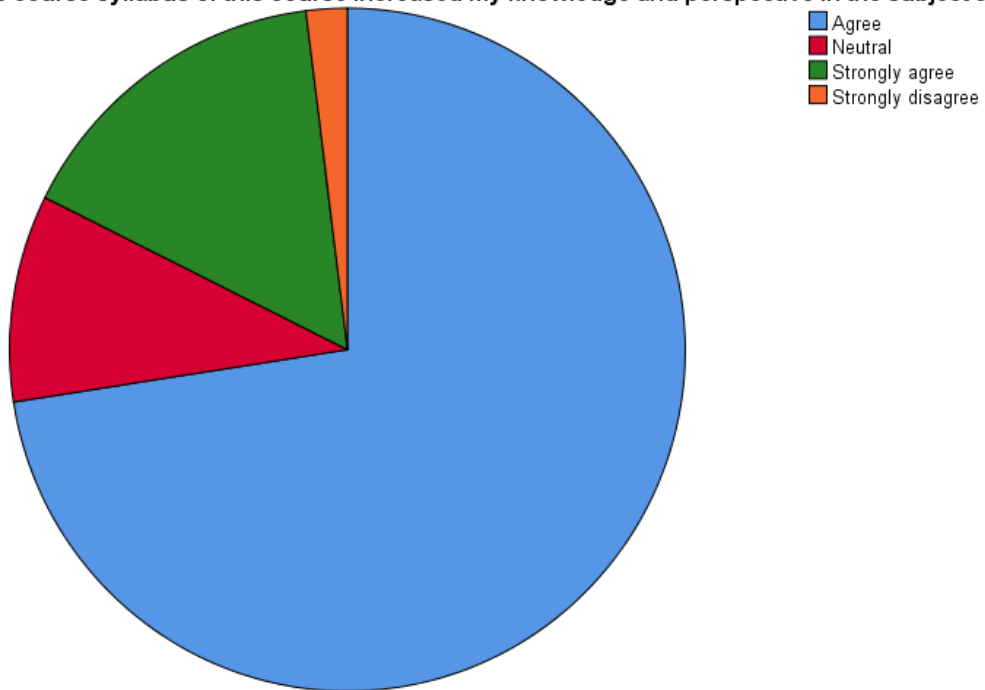


Figure 5: The course syllabus of this course increased my knowledge and perspective in the subject area

Table 6 : I have the freedom to propose modify /suggest and incorporate new topics in the

syllabus through proper forum.

Agreement Level	Frequency	Percentage
Strongly agree	1	2.0
Agree	19	37.3
Neutral	17	33.3
Disagree	12	23.5
Strongly disagree	2	3.9
Total	51	100.0

I have the freedom to propose modify /suggest and incorporate new topics in the syllabus through proper forum

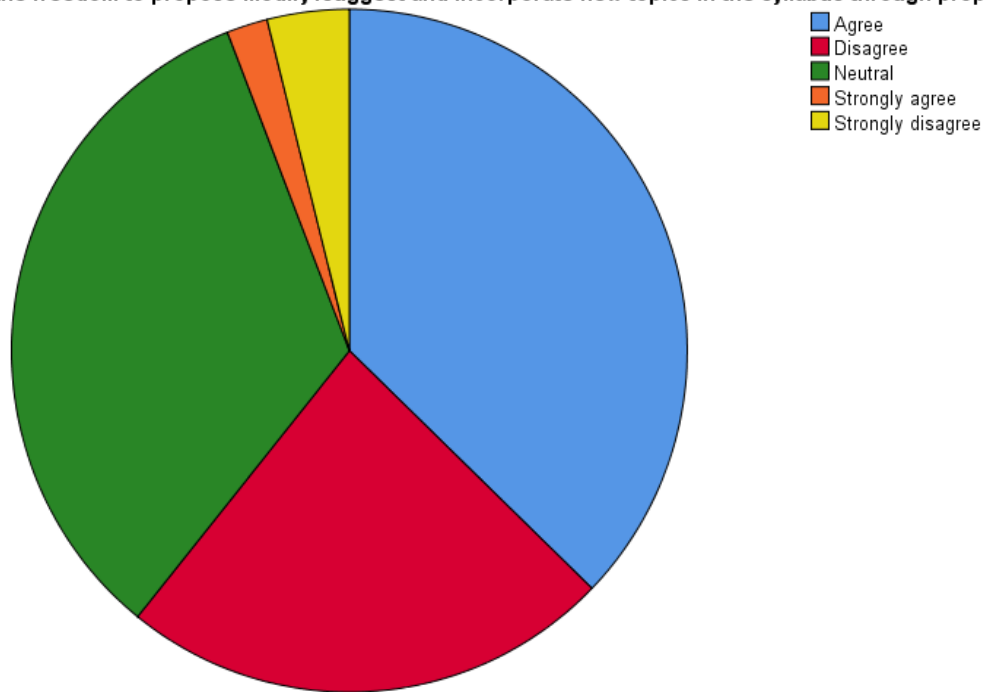


Figure 6 I have the freedom to propose modify /suggest and incorporate new topics in the syllabus through proper forum

Table 7 I have the freedom to adopt a new techniques / education tools/ strategies in teaching

Agreement Level	Frequency	Percentage
Strongly agree	11	21.6
Agree	32	62.7
Neutral	7	13.7
Disagree	1	2.0
Total	51	100.0

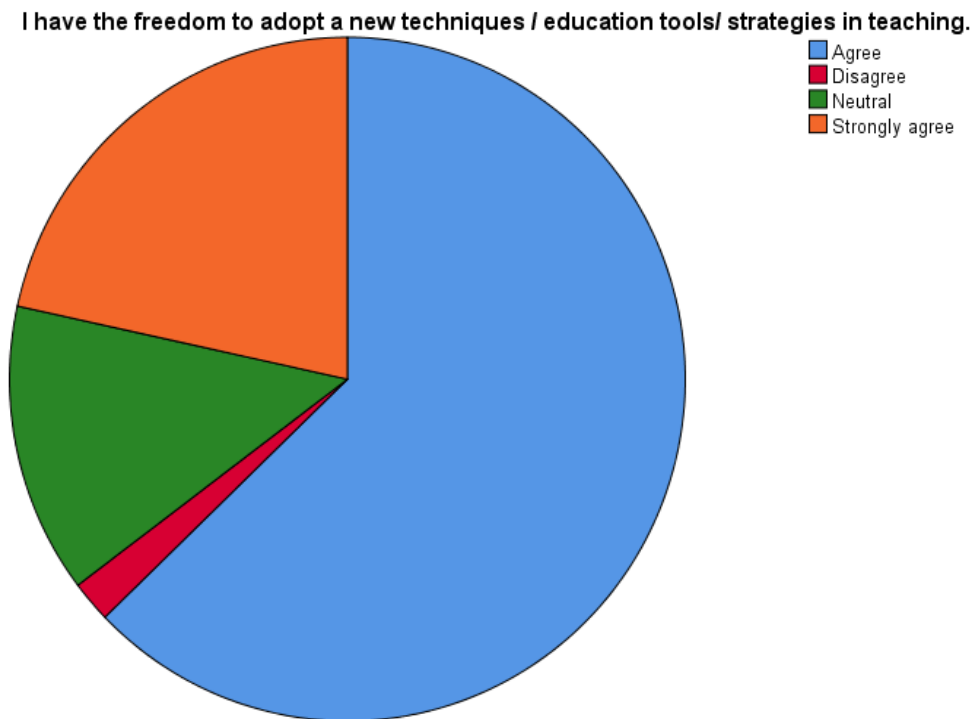


Figure 7 I have the freedom to adopt a new techniques / education tools/ strategies in teaching

Table 8 I am able to achieve the minimum required course outcome attainment level for my class.

Agreement Level	Frequency	Percent
Agree	37	72.5
Neutral	4	7.8
Strongly agree	10	19.6
Total	51	100.0

I am able to achieve the minimum required course outcome attainment level for my class.

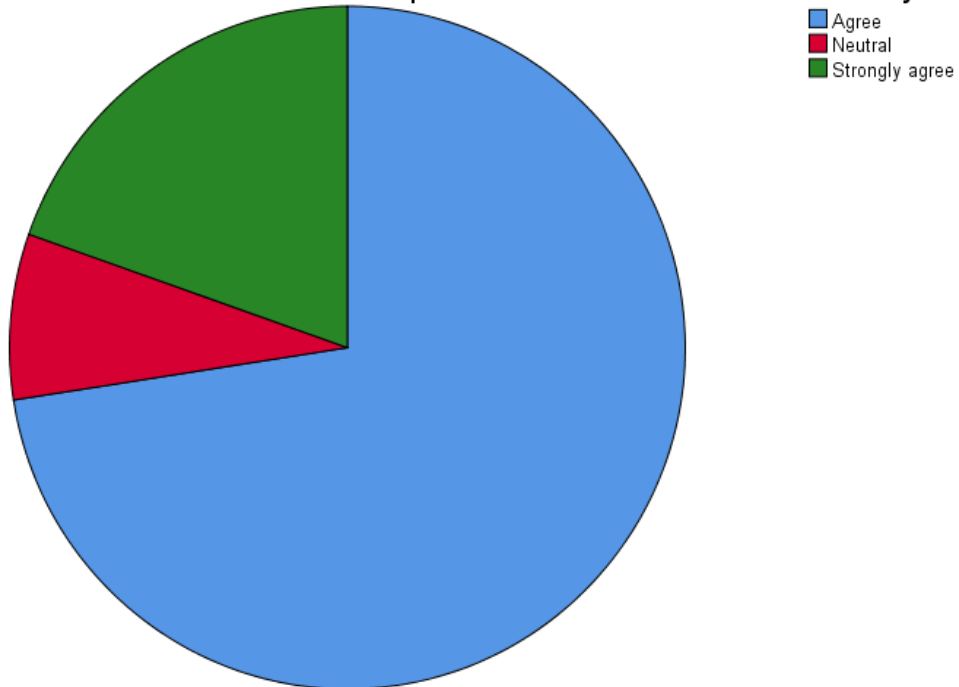


Figure 8 I am able to achieve the minimum required course outcome attainment level for my class.

Table 9 The programme of studies carries sufficient number of optional courses.

Agreement Level	Frequency	Percentage
strongly agree	2	3.9
agree	33	64.7
Neutral	10	19.6
disagree	6	11.8
Total	51	100.0

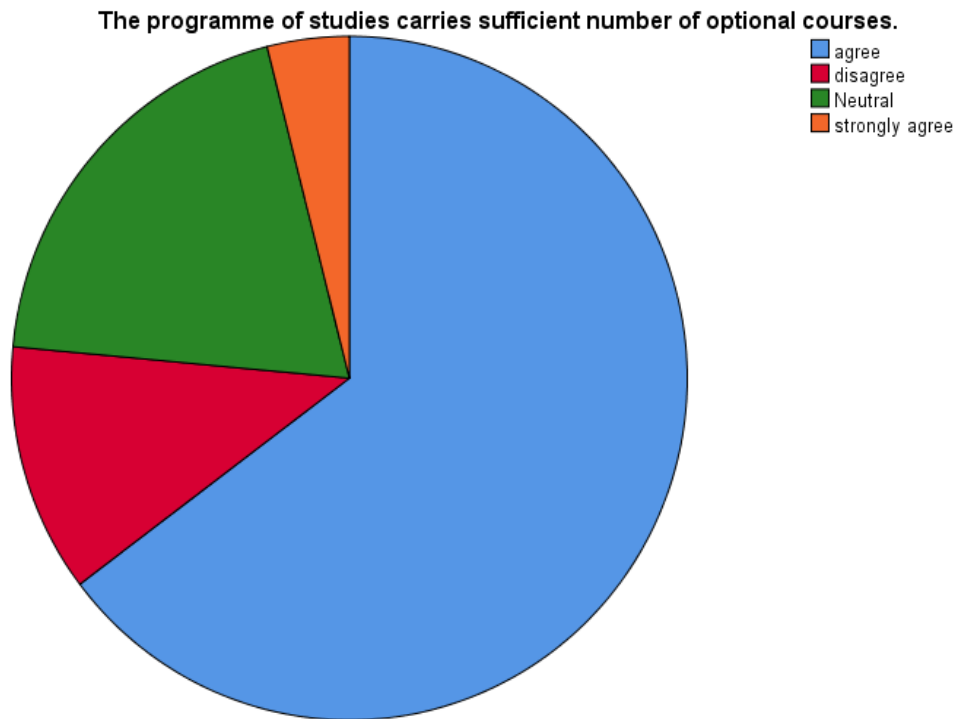


Figure 9 The programme of studies carries sufficient number of optional courses.

Table 10 I have contributed to the curriculum transaction of the prescribed syllabus.

Agreement Level	Frequency	Percentage
Strongly Agree	7	13.7
Agree	30	58.8
Neutral	6	11.8
Disagree	8	13.7
Total	51	100.0

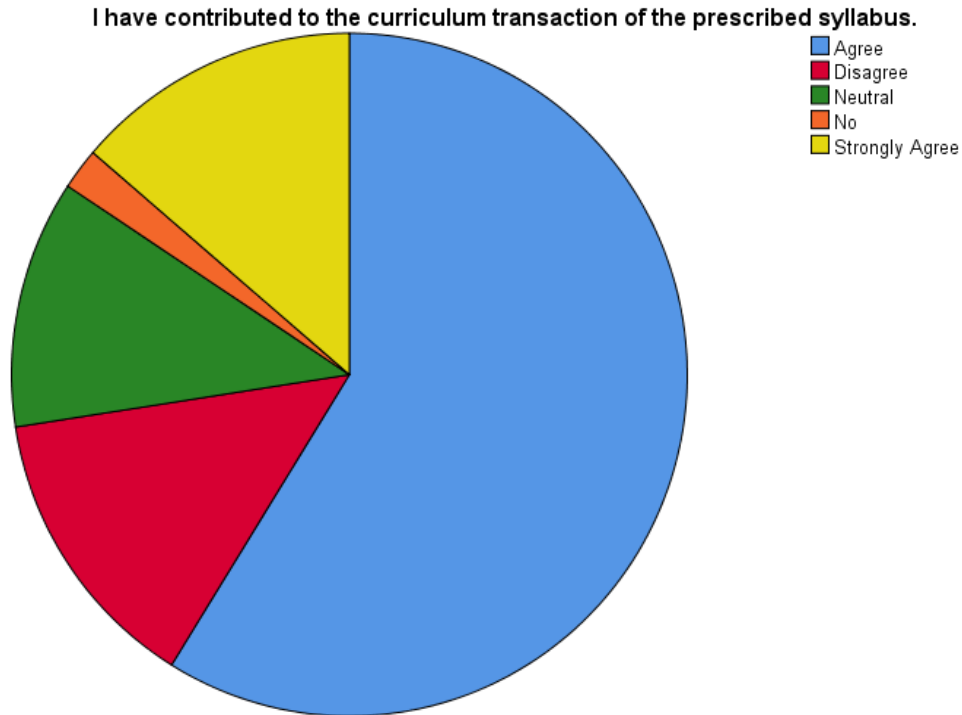


Figure 10 I have contributed to the curriculum transaction of the prescribed syllabus

Report

To analyse the feedback of the teachers of the institution, a questionnaire was prepared and circulated among the teachers of the institution. Various dimensions of the curriculum and teacher's aspects were included in the questionnaire. A total of 51 responses were received. Most of the teachers positively agreed with almost all the statements. Significant disagreements were

found in the incorporation of new syllabus in the subject through proper forum. On the whole, the teachers did have positive feedback.

FEEDBACK REPORT 2023-2024
Feedback of Employer

What do you feel about the courses relevance to the programme		
	Frequency	Percent
Excellent	8	40.0
Very good	8	40.0
Average	1	5.0
Good	3	15.0
Total	20	100.0

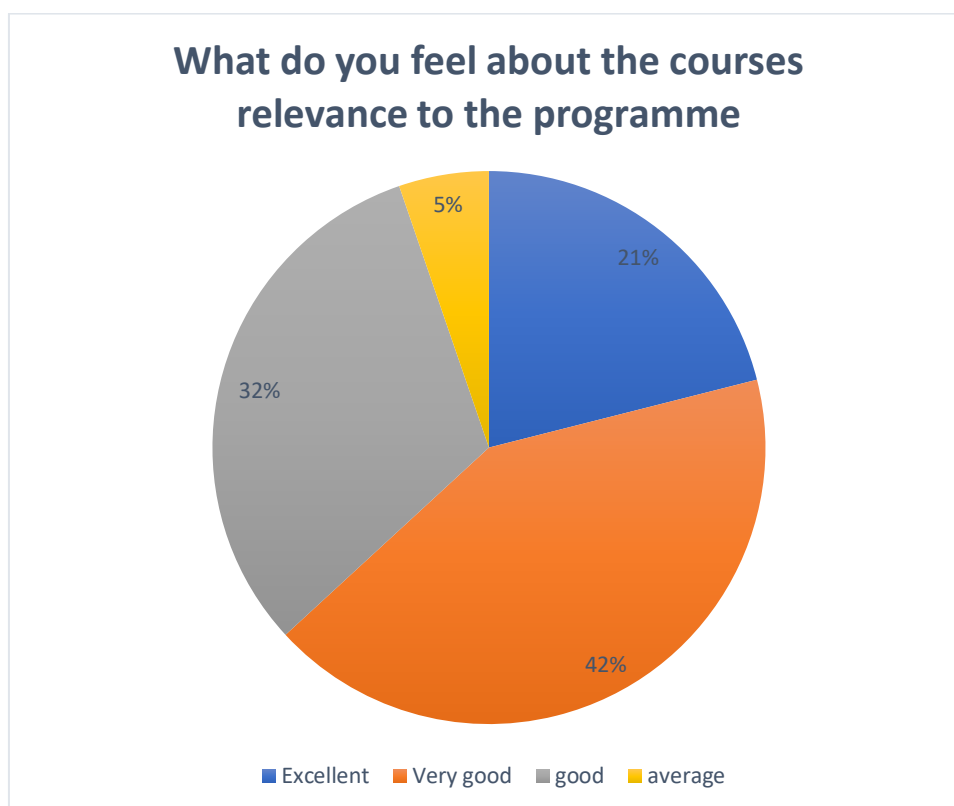


Figure 1 What do you feel about the courses relevance to the programme

How do you rate the sufficiency of the courses related to industry		
	Frequency	Percent
Excellent	9	45.0
Very good	4	20.0
good	6	30.0
average	1	5.0
Total	20	100.0

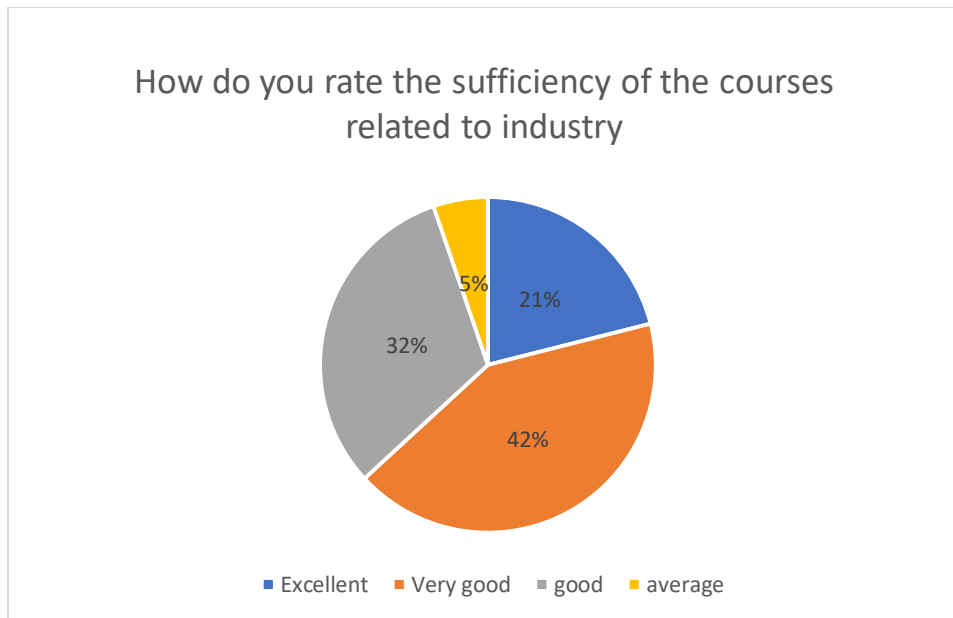


Figure 2 **How do you rate the sufficiency of the courses related to industry**

How would you rate competencies/outcomes in respect to the course content		
	Frequency	Percent
Excellent	9	45.0
good	5	25.0
poor	1	5.0
Very good	5	25.0
Total	20	100.0

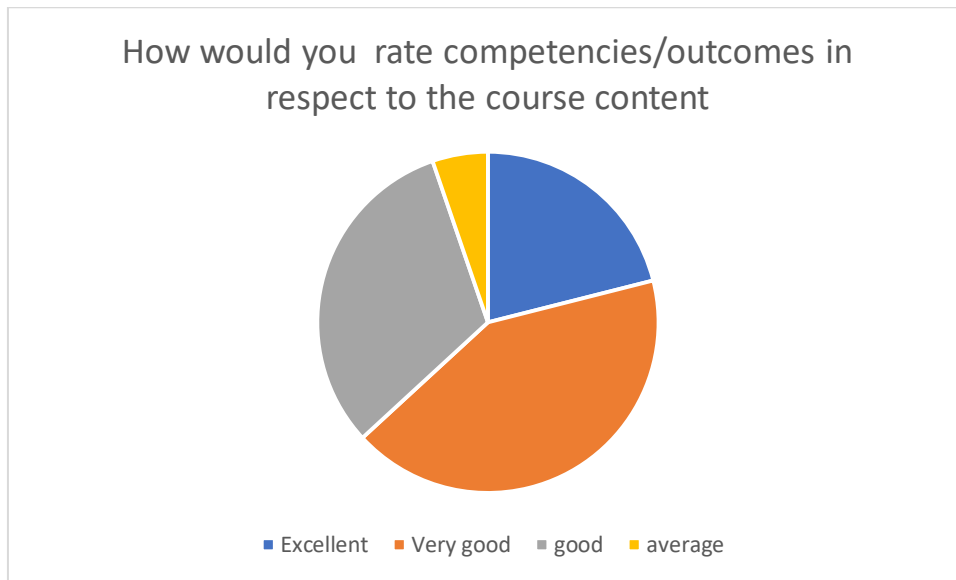


Figure 3: **How would you rate competencies/outcomes in respect to the course content**

How do you rate the relevance of the topics to the Industry		
	Frequency	Percent
Excellent	6	30.0
Very good	6	30.0
good	7	35.0
average	1	5.0
Total	20	100.0

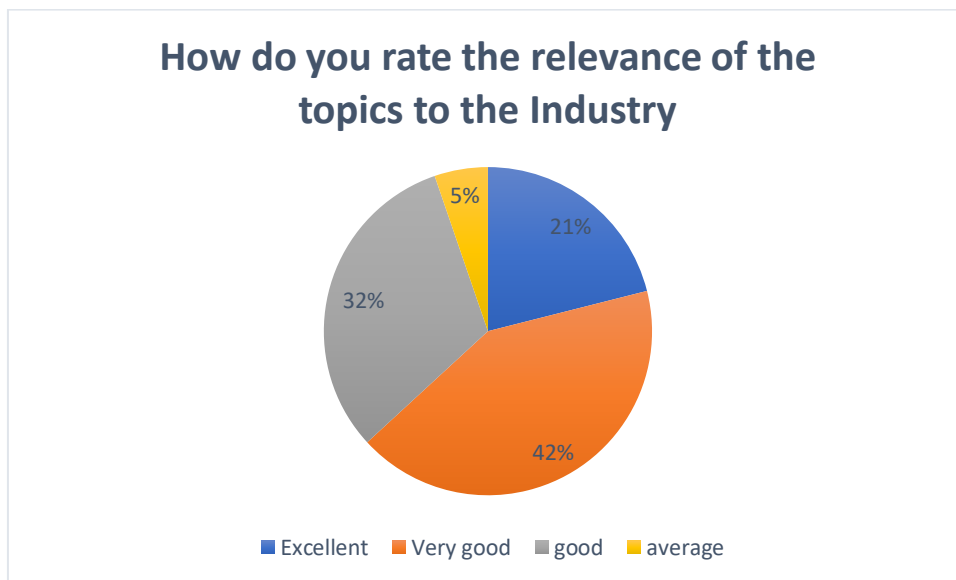


Figure 4: How do you rate the relevance of the topics to the Industry

How would you rate the offering of in comparison to the specialised streams?		
	Frequency	Percent
Excellent	6	30.0
Very good	7	35.0
good	4	20.0
average	2	10.0
poor	1	5.0
Total	20	100.0

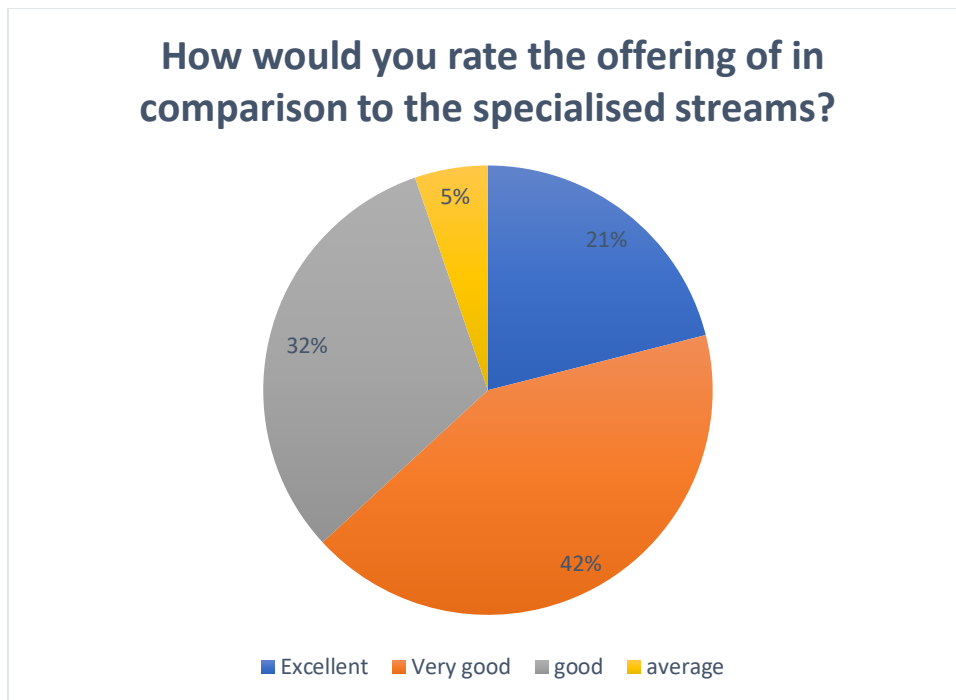


Figure 5 : How would you rate the offering of in comparison to the specialised streams

How do you grade the elective offerings in regard to technological advancements		
	Frequency	Percent
Excellent	4	20.0
Very good	9	45.0
Good	5	25.0
Average	2	10.0
Total	20	100.0

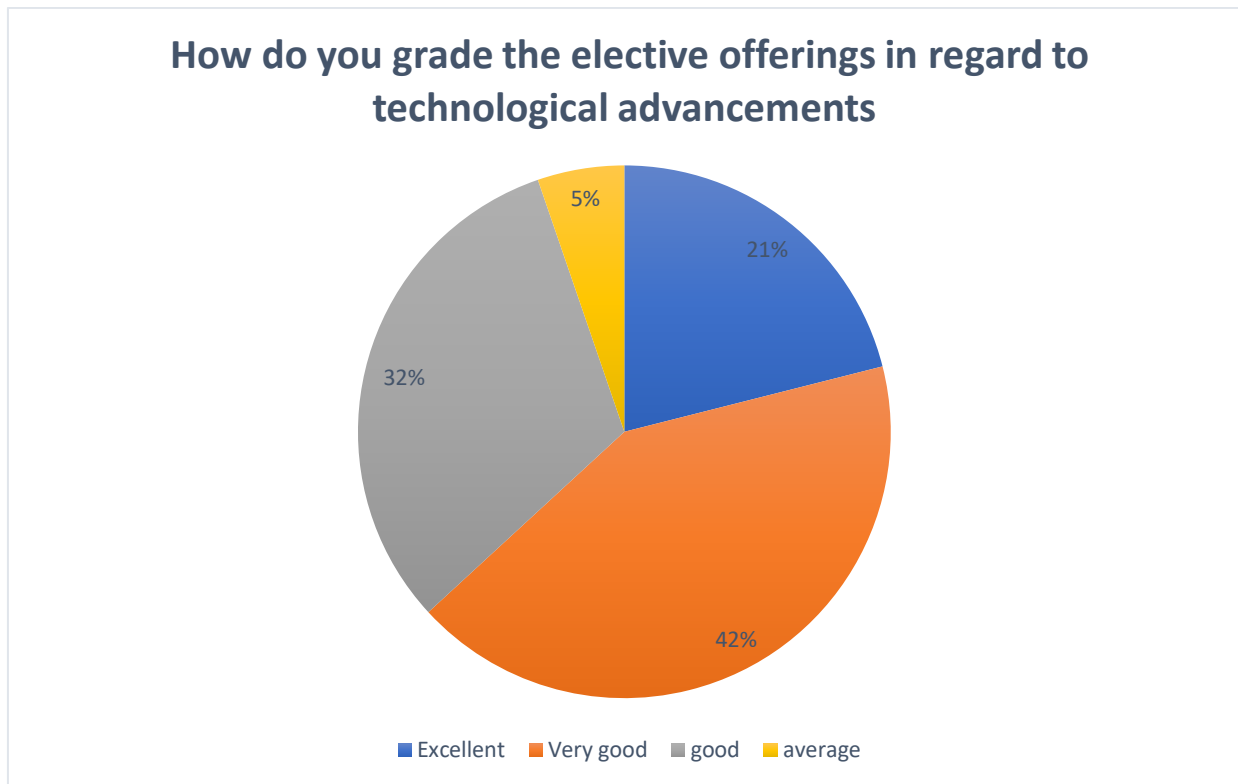


Figure 6: How do you grade the elective offerings in regard to technological advancements

How do you rate the domains' and tools' applicability in terms of existing industry practices		
	Frequency	Percent
Excellent	4	20.0
Very good	8	40.0
good	6	30.0
average	1	5.0
poor	1	5.0
Total	20	100.0

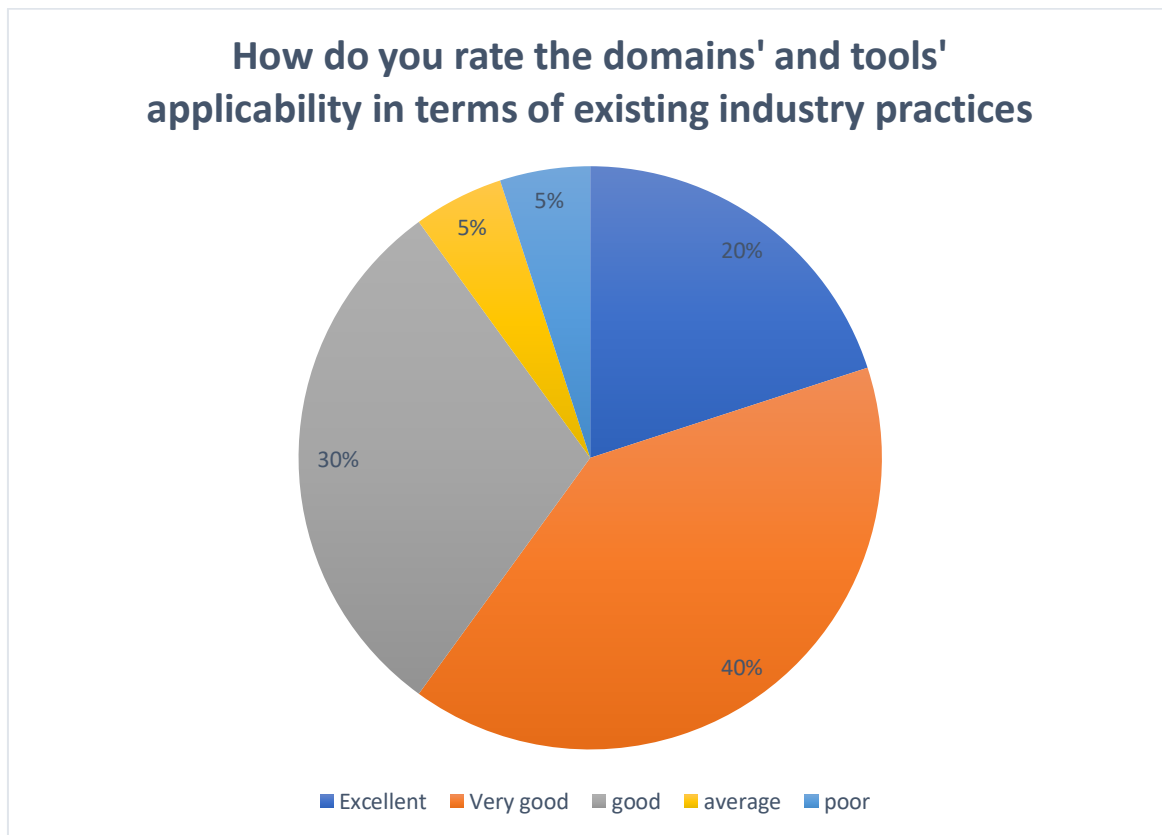


Figure 7 How do you rate the domains' and tools' applicability in terms of existing industry practices

How do you rate the experiments in terms of their applicability in real life		
	Frequency	Percent
Excellent	4	20.0
Very good	6	30.0
good	8	40.0
average	2	10.0
Total	20	100.0

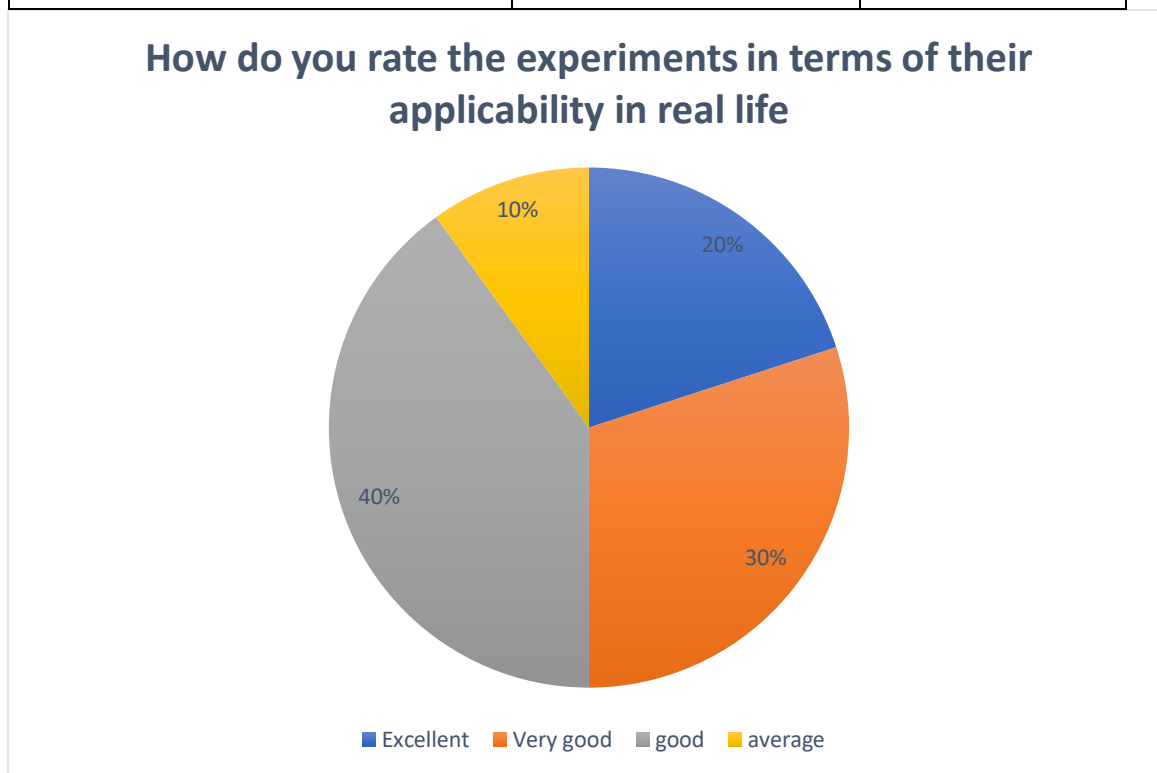


Figure 8 How do you rate the experiments in terms of their applicability in real life

How would you rate our students' ability to collaborate with you?		
	Frequency	Percent
Excellent	6	30.0
Very good	8	40.0
Good	5	25.0
Average	1	5.0
Total	20	100.0

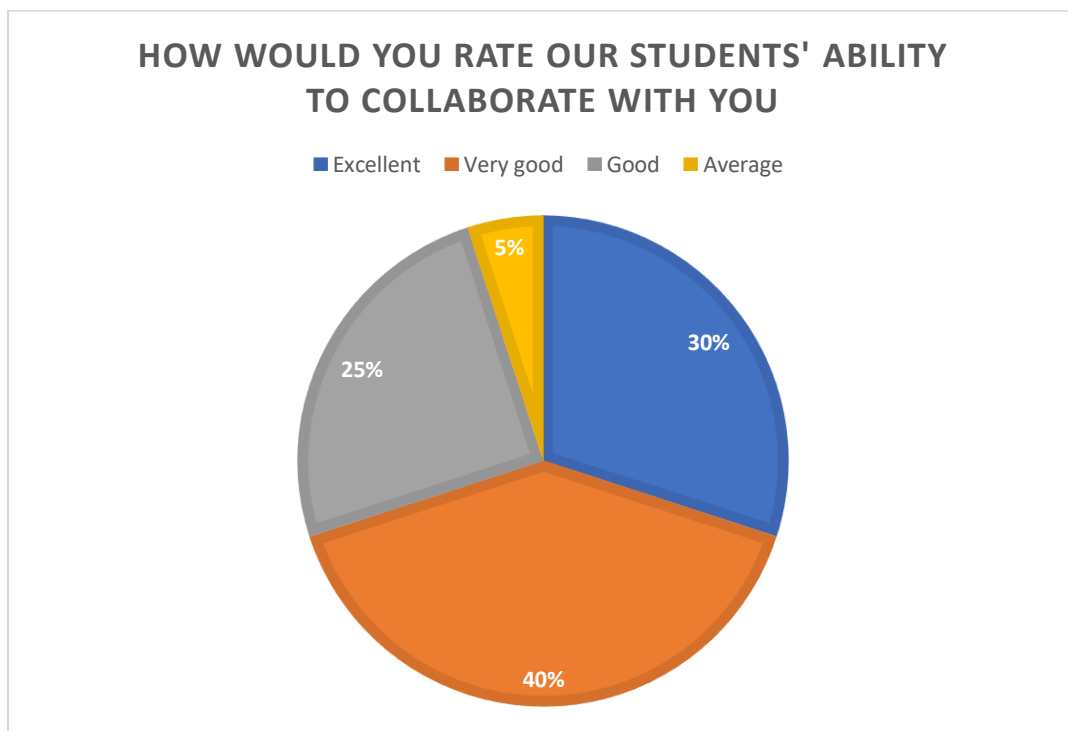


Figure 9 How would you rate our students' ability to collaborate with you?

Report

A questionnaire was developed and circulated among the employers to identify the present quality of the curriculum with that of the needs of the industry. There was a total of nine questions that the employees had to mark their agreement level. Responses from 20 employers were collected and analyzed. Most of the employers had a very positive opinion on almost all the criteria in the questionnaire such as the relevance, sufficiency, and the outcomes of the course. The electives', specialized streams were also rated on a positive scale by the employer. Suggestions such as providing industrial practices, improving the course according to the needs of the industry, and concentrating on results for each and every student were given.

ACTION TAKEN REPORT 2023-2024
Based on the Feedback collected from the Stakeholders

Action taken report based on Student Feedback

The feedback collected from the students was analysed and the report then went for discussion by the IQAC and College Council. It has been decided to improve the teaching methodology to improve the results percentage. In addition to the TCS placements, more placements have to be started with reputed companies. Research Methodology UGC-NET, GATE coaching has to be extended from 3.30 to 4.30 in addition to Saturdays and Sundays. The students should be encouraged to access more e-journals and Inflibnet. To increase the pass percentage more Remedial Classes and Quality Circle have to be more active. More emphasis should be given to Mentoring and tutorial activities.

Action taken report based on Teacher Feedback

The feedback collected from the teachers was analysed and discussed with the College council for appropriate action. It has been decided to avail more e-resources in the library and all the faculties are advised to access inflibnet daily including guest faculties. Teachers are encouraged to participate in faculty development programmes to enrich their knowledge level. Like last year, Moodle platform should be extended to this year too.

Action taken based on Employer Feedback

The feedback collected from the Employers of students who were placed last year was collected and the feedback report was placed before the college council for appropriate action. More emphasis should be given to career guidance. Students should be given coaching on 'how to face an interview' and 'how to deal with real-life situations'. More practical-oriented coaching classes should be organised in addition to mere lecturing.

Action taken based on Alumni Feedback

The feedback collected from the alumni was discussed with the College Governing body and appropriate action taken report was made. The students should be equipped with more practical real-life situations. More emphasis should be given to career guidance and counselling. Interactions and sessions with eminent alumni have to be conducted.